



DOUBLE DOOR OPTION

Wood Stone offers Double Door options on Fire Deck Series and Mountain Series ovens.

With the Double Door option, access is available from both the front and the rear of select Fire Deck ovens. Adding a second doorway can change the efficiency and production capacity of your oven. For more information, contact the Wood Stone Culinary Team.

On Fire Deck 9660 and larger models, the second doorway can mirror the size of the “control door” (where the oven controls are located). Alternatively, a smaller 30" second operational doorway is available to reduce heat loss.

Illustrated here is a multiple doorway configuration for a number of Fire Deck Series ovens. The gray mantle represents the control door side. The yellow mantle represents a vented, functioning second doorway with mantle. The orange bars represent radiant burner positions for gas-fired configurations.

With multiple doorways, each must be vented in accordance with all relevant local and national codes, and in a manner acceptable to the authority having jurisdiction.



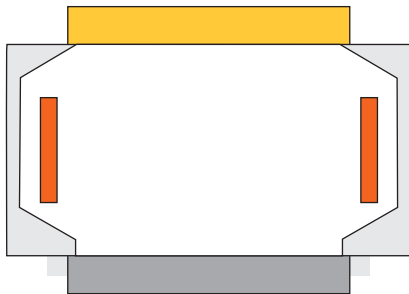
WS-FD-8645-RFG-LR-IR
with Double Door shown.



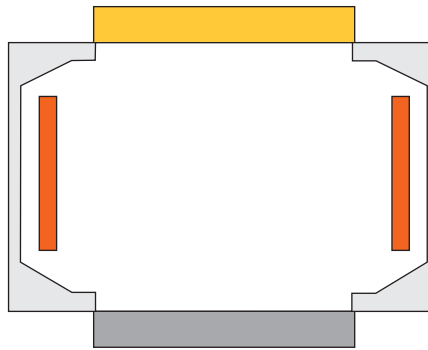
WS-FD-9660-RFG-LR-IR
with Double Door shown.



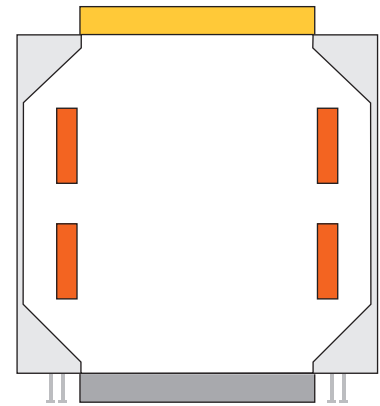
WS-FD-9690-RFG-LL-IR
with Double Door shown.



Standard configuration of
WS-FD-8645-DD model



Standard configuration of
WS-FD-9660-DD and FD-11260-DD models



LL or RR burner positions shown.
WS-FD-9690-DD, FD-11275-DD &
FD-11290-DD models

t. 360.650.1111
tf. 800.988.8103
f. 360.650.1166

Wood Stone Corporation
1801 W. Bakerview Rd.
Bellingham, WA 98226 USA
info@woodstone-corp.com
woodstone-corp.com

REVISED: SPRING 2017, r01

An ongoing program of product improvement may require us to change specifications without notice.